


800 mm wide Straightener-Feeder VRMA80/98 with 9 work rollers of 80 mm diameter. With dial gauges, threading aid and motorized height adjustment



800 mm wide VRMA80/78 with back-up for 5 mm stock thickness. With threading system, motorized height adjustment and stock lubricator



1,350 mm wide machine with back-up rollers, threading system, manual height adjustment and central edge guides

Straightener-Feeders

VRMA Series

For up to 2,000 mm stock widths

A compact 2:1 machine with the unbeatable alligator head design

- both straightening and (servo-) feeding performed in one operation
- saves floor space as 2nd loop between stand-alone straightener and servo feed is eliminated
- great feeding accuracy of +/- 0.1 mm
- operator interface provides simple insertion or recall of feeding parameters or memorized programs
- synchronized drive of all bottom work rollers and both feed rollers
- rollers are kept perfectly parallel with adjustments shown on scales or dial gauges
- hardened 63 rockwell rollers with fine-polished surface guarantee longevity
- warp-resistant body in modular design to allow extension with catenary rollers, threading system or loop bridge, etc.

Optional Equipment VRMA Series

- hard chromed rollers
- polyurethane coated rollers
- hydraulic head opening
- hydraulic full piloting
- hydraulic threading systems in different grades
- dial gauges for roller adjustment display
- motorized adjustment of straightening rolls
- motorized central height adjustment
- central edge guide adjustment via hand-wheel
- all roll drive
- lateral servo drive motion for zigzag feeding applications
- dynamic cam switch
- job-memory for all motorized features... etc.

GSW.
Always meeting our Customer's needs.

GSW Straightener-Feeders - VRMA Series



Straightener-Feeder with zigzag option and lubricator. Lateral motion on servo-driven spindle; body guided on precision linear bearings



Detailed view of opened head with central edge guides and heavy-duty bracket for press-mounting. The zigzag motion allows maximum usage of strip surface through staggered stamping

Below data sheet introduces our models with 40 mm and 60 mm roller diameter.


The larger sized machines with 80 mm and 100 mm roller diameter follow on the next pages.

Series	Material Width max		Material Thickness *		Cross-Section max *		Roller-Ø **	
	mm	approx. inch	mm	approx. inch	mm ²	approx. inch ²	mm	approx. inch
VRMA 16/ ...4	160	6.3	0.3 - 3.0	0.012 - 0.118	160 x 2.6	6.3 x 0.102	40	1.57
VRMA 25/ ...4	250	9.8	0.3 - 2.7	0.012 - 0.106	250 x 2.3	9.8 x 0.091	40	1.57
VRMA 32/ ...4	320	12.6	0.3 - 2.5	0.012 - 0.098	320 x 2.1	12.6 x 0.083	40	1.57
VRMA 40/ ...4	400	15.7	0.3 - 2.3	0.012 - 0.091	400 x 1.9	15.7 x 0.075	40	1.57
VRMA 50/ ...4	500	19.7	0.3 - 2.2	0.012 - 0.087	500 x 1.6	19.7 x 0.063	40	1.57
VRMA 65/ ...4	650	25.6	0.3 - 2.1	0.012 - 0.083	650 x 1.4	25.6 x 0.055	40	1.57
VRMA 80/ ...4	800	31.5	0.3 - 1.8	0.012 - 0.071	800 x 1.2	31.5 x 0.047	40	1.57
VRMA 100/ ...4	1,000	39.4	0.3 - 1.5	0.012 - 0.059	1,000 x 1.0	39.4 x 0.039	40	1.57
VRMA 16/ ...6	160	6.3	0.4 - 5.0	0.016 - 0.197	160 x 4.0	6.3 x 0.157	60	2.36
VRMA 25/ ...6	250	9.8	0.4 - 4.8	0.016 - 0.189	250 x 3.5	9.8 x 0.138	60	2.36
VRMA 32/ ...6	320	12.6	0.4 - 4.5	0.016 - 0.177	320 x 3.5	12.6 x 0.138	60	2.36
VRMA 40/ ...6	400	15.7	0.4 - 4.0	0.016 - 0.157	400 x 3.0	15.7 x 0.118	60	2.36
VRMA 50/ ...6	500	19.7	0.4 - 3.5	0.016 - 0.138	500 x 2.6	19.7 x 0.102	60	2.36
VRMA 65/ ...6	650	25.6	0.4 - 3.2	0.016 - 0.126	650 x 2.4	25.6 x 0.095	60	2.36
VRMA 80/ ...6	800	31.5	0.4 - 3.0	0.016 - 0.118	800 x 2.0	31.5 x 0.079	60	2.36
VRMA 100/ ...6	1,000	39.4	0.4 - 2.5	0.016 - 0.098	1,000 x 1.8	39.4 x 0.071	60	2.36
VRMA 125/ ...6	1,250	49.2	0.4 - 2.0	0.016 - 0.079	1,250 x 1.5	49.2 x 0.059	60	2.36
VRMA 150/ ...6	1,500	59.0	0.4 - 1.8	0.016 - 0.071	1,500 x 1.5	59.0 x 0.059	60	2.36

Different widths and cross-sections on request * @ 400 N/mm² (58 KSI) yield strength
 ** Number of straightening rollers 5 / 7 / 9 / 11 / ... / 21 upon customer choice



Straightener-Feeder VRMA32/76



500 mm wide VRMA50/78 Straightener-Feeder as part of a GSW Compact Feed Line

Data Straightener-Feeder VRMA32/76:

- max stock width 320 mm
- roller diameter 80 mm
- 7 work rollers
- hydraulic head opening
- hydraulic full pilot release
- penetration display via dial gauges
- with measuring wheel for highest accuracy
- with manual individual height adjustment

Data Straightener-Feeder VRMA50/78:

- max stock width 500 mm
- roller diameter 80 mm
- 7 work rollers
- motorized central height adjustment
- central edge guides with hand wheel
- with balanced common base plate with coil reel for convenient moving with fork lift
- with peripheral guarding

Data sheet for VRMA Series Straightener-Feeders with 80 mm roller diameter


Series	Material Width max		Material Thickness *		Cross-Section max *		Roller-Ø **	
	mm	approx. inch	mm	approx. inch	mm ²	approx. inch ²	mm	approx. inch
VRMA 16/ ...8	160	6.3	0.5 - 8.0	0.020 - 0.315	160 x 7.0	6.3 x 0.276	80	3.15
VRMA 25/ ...8	250	9.8	0.5 - 8.0	0.020 - 0.315	250 x 6.5	9.8 x 0.256	80	3.15
VRMA 32/ ...8	320	12.6	0.5 - 8.0	0.020 - 0.315	320 x 6.0	12.6 x 0.236	80	3.15
VRMA 40/ ...8	400	15.7	0.5 - 7.0	0.020 - 0.276	400 x 5.0	15.7 x 0.197	80	3.15
VRMA 50/ ...8	500	19.7	0.5 - 6.0	0.020 - 0.236	500 x 4.5	19.7 x 0.177	80	3.15
VRMA 65/ ...8	650	25.6	0.5 - 6.0	0.020 - 0.236	650 x 4.5	25.6 x 0.177	80	3.15
VRMA 80/ ...8	800	31.5	0.5 - 6.0	0.020 - 0.236	800 x 4.0	31.5 x 0.157	80	3.15
VRMA 100/ ...8	1,000	39.4	0.5 - 6.0	0.020 - 0.236	1,000 x 3.5	39.4 x 0.138	80	3.15
VRMA 125/ ...8	1,250	49.2	0.5 - 6.0	0.020 - 0.236	1,250 x 3.0	49.2 x 0.118	80	3.15
VRMA 150/ ...8	1,500	59.0	0.5 - 6.0	0.020 - 0.236	1,500 x 2.8	59.0 x 0.110	80	3.15

Different widths and cross-sections on request * @ 400 N/mm² (58 KSI) yield strength
 ** Number of straightening rollers 5 / 7 / 9 / 11 / ... / 21 upon customer choice

GSW Straightener-Feeders - VRMA Series



Electric Shear and Blank Table at Straightener-Feeder exit for cutting and stacking of blanks. Straightener-Feeder with measuring wheel for maximum accuracy



Total view of 1,000 mm wide Straightener-Feeder VRMA100/78 with hydraulic threading aid and loop-guiding catenary



Heavy Straightener-Feeder w opened alligator head: With sturdy design like this our engineering allows even most strenuous jobs to be handled with confidence



Straightener-Feeder head with 100 mm roller diameter for the simultaneous straightening and feeding of even toughest materials

Data Sheet VRMA Series Straightener-Feeders with 100 mm roller diameter:

Series	Material Width max		Material Thickness *		Cross-Section max *		Roller-Ø **	
	mm	approx. inch	mm	approx. inch	mm ²	approx. inch ²	mm	approx. inch
VRMA 32/ ... 10	320	12.6	0.8 - 12.0	0.032 - 0.472	320 x 10.0	12.6 x 0.394	100	3.94
VRMA 40/ ... 10	400	15.7	0.8 - 12.0	0.032 - 0.472	400 x 9.0	15.7 x 0.354	100	3.94
VRMA 50/ ... 10	500	19.7	0.8 - 12.0	0.032 - 0.472	500 x 8.0	19.7 x 0.315	100	3.94
VRMA 65/ ... 10	650	25.6	0.8 - 10.0	0.032 - 0.394	650 x 7.0	25.6 x 0.276	100	3.94
VRMA 80/ ... 10	800	31.5	0.8 - 9.0	0.032 - 0.354	800 x 6.0	31.5 x 0.236	100	3.94
VRMA 100/ ... 10	1,000	39.4	0.8 - 8.5	0.032 - 0.335	1,000 x 5.0	39.4 x 0.197	100	3.94
VRMA 125/ ... 10	1,250	49.2	0.8 - 8.0	0.032 - 0.315	1,250 x 4.5	49.2 x 0.177	100	3.94
VRMA 150/ ... 10	1,500	59.0	0.8 - 7.0	0.032 - 0.276	1,500 x 4.0	59.0 x 0.157	100	3.94

Different widths and cross-sections on request * @ 400 N/mm² (58 KSI) yield strength
 ** Number of straightening rollers 5 / 7 / 9 / 11 / ... / 21 upon customer choice