



250 mm wide 7-roll Straightener RMA25/74 with manual easy to work head opening.



500 mm wide Straightener RMA50/96 with 9 rollers for great straightening results. With attached hydraulic threading aid with pre-bending roller



Close-up view of the straightening head with hydraulic opening

Straighteners

RMA Series

For up to 2,000 mm material width

A versatile machine with the unbeatable alligator-head design

- most simple threading
- short set-up as roller adjustment can be maintained with coil-changes
- most comfortable maintenance and cleaning
- synchronized drive of all bottom work rollers and both pinch rollers
- rollers are kept perfectly parallel with adjustments shown on scales or dial gauges
- hardened 63 rockwell rollers with fine-polished surface guarantee longevity
- warp-resistant body in modular design to allow extension with catenary rollers, threading system or loop bridge, etc.

Optional Equipment RMA Series

- hard chromed rollers
- polyurethane coated rollers
- hydraulic head opening
- hydraulic threading systems in different grades
- dial gauges for roller adjustment display
- motorized adjustment of straightening rolls
- job-memory for mot. straightening roller adjustment
- central edge guide adjustment via hand-wheel
- all roll drive
- movable base
- manual or hydraulic loop bridge... etc.

GSW.
 Always meeting our Customer's needs.

GSW Straighteners - RMA Series



250 mm wide Straightener RMA25/76 with dial gauges, central edge guides, hydraulic head-opening and threading aid




Opened manual alligator straightening head with manual edge guides. The lever opening is exact, tight and very easy to operate

Below data sheet introduces our models with 40 mm and 60 mm roller diameter.

The larger sized machines with 80 mm and 100 mm roller diameter follow on the next pages.

Series	Material Width max		Material Thickness *		Cross-Section max *		Roller-Ø **	
	mm	approx. inch	mm	approx. inch	mm ²	approx. inch ²	mm	approx. inch
RMA 16/ ... 4	160	6.3	0.3 - 3.0	0.012 - 0.118	160 x 2.6	6.3 x 0.102	40	1.57
RMA 25/ ... 4	250	9.8	0.3 - 2.7	0.012 - 0.106	250 x 2.3	9.8 x 0.091	40	1.57
RMA 32/ ... 4	320	12.6	0.3 - 2.5	0.012 - 0.098	320 x 2.1	12.6 x 0.083	40	1.57
RMA 40/ ... 4	400	15.7	0.3 - 2.3	0.012 - 0.091	400 x 1.9	15.7 x 0.075	40	1.57
RMA 50/ ... 4	500	19.7	0.3 - 2.2	0.012 - 0.087	500 x 1.6	19.7 x 0.063	40	1.57
RMA 65/ ... 4	650	25.6	0.3 - 2.1	0.012 - 0.083	650 x 1.4	25.6 x 0.055	40	1.57
RMA 80/ ... 4	800	31.5	0.3 - 1.8	0.012 - 0.071	800 x 1.2	31.5 x 0.047	40	1.57
RMA 100/ ... 4	1,000	39.4	0.3 - 1.5	0.012 - 0.059	1,000 x 1.0	39.4 x 0.039	40	1.57
RMA 16/ ... 6	160	6.3	0.4 - 5.0	0.016 - 0.197	160 x 4.0	6.3 x 0.157	60	2.36
RMA 25/ ... 6	250	9.8	0.4 - 4.8	0.016 - 0.189	250 x 3.5	9.8 x 0.138	60	2.36
RMA 32/ ... 6	320	12.6	0.4 - 4.5	0.016 - 0.177	320 x 3.5	12.6 x 0.138	60	2.36
RMA 40/ ... 6	400	15.7	0.4 - 4.0	0.016 - 0.157	400 x 3.0	15.7 x 0.118	60	2.36
RMA 50/ ... 6	500	19.7	0.4 - 3.5	0.016 - 0.138	500 x 2.6	19.7 x 0.102	60	2.36
RMA 65/ ... 6	650	25.6	0.4 - 3.2	0.016 - 0.126	650 x 2.4	25.6 x 0.095	60	2.36
RMA 80/ ... 6	800	31.5	0.4 - 3.0	0.016 - 0.118	800 x 2.0	31.5 x 0.079	60	2.36
RMA 100/ ... 6	1,000	39.4	0.4 - 2.5	0.016 - 0.098	1,000 x 1.8	39.4 x 0.071	60	2.36
RMA 125/ ... 6	1,250	49.2	0.4 - 2.0	0.016 - 0.079	1,250 x 1.5	49.2 x 0.059	60	2.36
RMA 150/ ... 6	1,500	59.0	0.4 - 1.8	0.016 - 0.071	1,500 x 1.5	59.0 x 0.059	60	2.36

Different widths and cross-sections on request * @ 400 N/mm² (58 KSI) yield strength
 ** Number of straightening rollers 5 / 7 / 9 / 11 / ... / 21 upon customer choice



Straightener RMA40/78



Straightener RMA100/78

Straighteners
RMA-Series

Technical Data RMA40/78

- Max admissible width 400 mm
- Roller diameter 80 mm
- 7 work- and 2 exit pinch rollers
- with attached catenary rollers
- roller penetration shown on dial gauges
- central edge guides at machine entrance adjustable with hand-wheel
- with horizontal guide-rollers at machine entrance to assist strip threading
- with variable speed drive system for smooth operation

Technical Data RMA100/78


- Max admissible width 1,000 mm
- Roller diameter 80 mm
- 7 work- and 2 exit pinch rollers
- with attached catenary rollers
- with manually extendable loop bridge (optionally hydraulic)
- with variable speed drive system for smooth operation
- with manual head-opening via hand lever (optionally hydraulic)

Data sheet for RMA Series Straighteners with 80 mm roller diameter:


Series	Material Width max		Material Thickness *		Cross-Section max *		Roller-Ø **	
	mm	approx. inch	mm	approx. inch	mm ²	approx. inch ²	mm	approx. inch
RMA 16/ ... 8	160	6.3	0.5 - 8.0	0.020 - 0.315	160 x 7.0	6.3 x 0.276	80	3.15
RMA 25/ ... 8	250	9.8	0.5 - 8.0	0.020 - 0.315	250 x 6.5	9.8 x 0.256	80	3.15
RMA 32/ ... 8	320	12.6	0.5 - 8.0	0.020 - 0.315	320 x 6.0	12.6 x 0.236	80	3.15
RMA 40/ ... 8	400	15.7	0.5 - 7.0	0.020 - 0.276	400 x 5.0	15.7 x 0.197	80	3.15
RMA 50/ ... 8	500	19.7	0.5 - 6.0	0.020 - 0.236	500 x 4.5	19.7 x 0.177	80	3.15
RMA 65/ ... 8	650	25.6	0.5 - 6.0	0.020 - 0.236	650 x 4.5	25.6 x 0.177	80	3.15
RMA 80/ ... 8	800	31.5	0.5 - 6.0	0.020 - 0.236	800 x 4.0	31.5 x 0.157	80	3.15
RMA 100/ ... 8	1,000	39.4	0.5 - 6.0	0.020 - 0.236	1,000 x 3.5	39.4 x 0.138	80	3.15
RMA 125/ ... 8	1,250	49.2	0.5 - 6.0	0.020 - 0.236	1,250 x 3.0	49.2 x 0.118	80	3.15
RMA 150/ ... 8	1,500	59.0	0.5 - 6.0	0.020 - 0.236	1,500 x 2.8	59.0 x 0.110	80	3.15

Different widths and cross-sections on request * @ 400 N/mm² (58 KSI) yield strength

** Number of straightening rollers 5 / 7 / 9 / 11 / ... / 21 upon customer choice



Heavy RMA type straightening head with motorized roller adjustment and central edge guides, model RMA40/710



Side view of the heavy alligator type straightener head with mot. roller adjustment. With reinforced head- and side plates and back-up. Heavy edge guides with adjustment via hand wheel.

Technical data RMA40/710

- 400 mm stock width
- 12 mm max stock thickness
- max cross section 400 x 10 mm
- 7 individually adjustable work rollers with motorized travel
- 2 hydraulically adjustable pinch rollers with special guiding system to be kept 100% parallel at all times
- all bottom work rollers and both pinch rollers driven simultaneously
- rollers with 100 mm diameter and double back-up
- hydraulic head-opening



Opened alligator head - the wide gap demonstrates how easily the inside can be accessed for threading, cleaning or maintenance purposes

Data sheet for RMA Series Straighteners with 100 mm roller diameter:

Series	Material Width max		Material Thickness *		Cross-Section max *		Roller-Ø **	
	mm	approx. inch	mm	approx. inch	mm ²	approx. inch ²	mm	approx. inch
RMA 32/ ... 10	320	12.6	0.8 - 12.0	0.032 - 0.472	320 x 10.0	12.6 x 0.394	100	3.94
RMA 40/ ... 10	400	15.7	0.8 - 12.0	0.032 - 0.472	400 x 9.0	15.7 x 0.354	100	3.94
RMA 50/ ... 10	500	19.7	0.8 - 12.0	0.032 - 0.472	500 x 8.0	19.7 x 0.315	100	3.94
RMA 65/ ... 10	650	25.6	0.8 - 10.0	0.032 - 0.394	650 x 7.0	25.6 x 0.276	100	3.94
RMA 80/ ... 10	800	31.5	0.8 - 9.0	0.032 - 0.354	800 x 6.0	31.5 x 0.236	100	3.94
RMA 100/ ... 10	1,000	39.4	0.8 - 8.5	0.032 - 0.335	1,000 x 5.0	39.4 x 0.197	100	3.94
RMA 125/ ... 10	1,250	49.2	0.8 - 8.0	0.032 - 0.315	1,250 x 4.5	49.2 x 0.177	100	3.94
RMA 150/ ... 10	1,500	59.0	0.8 - 7.0	0.032 - 0.276	1,500 x 4.0	59.0 x 0.157	100	3.94

Different widths and cross-sections on request * @ 400 N/mm² (58 KSI) yield strength

** Number of straightening rollers 5 / 7 / 9 / 11 / ... / 21 upon customer choice