


Small 160 mm wide Cradle-Straightener CA160/R74 with 7 straightening rollers for up to 3.2 mm thick materials



250 mm wide machine for up to 7 mm materials with hydraulic hold down arm, central edge guides and loop bridge. Designed with manual straightening head.



Heavy 400 mm wide Cradle-Straightener for over 10 mm materials. With motorized straightening roller adjustment and clock-spring guard.

## Cradle-Straightener

### CA/R Series

**A 2:1 Coil Feed System:  
 Uncoiling & Straightening in one machine**


**For up to 800 mm material width & 8,000 kg weight capacity**

- no coil expansion needed
- self-centering of coils through continuously adjustable coil side guides
- wide-opening alligator type straightening head for easy threading
- from 5 to 21 individually adjustable straightening rollers to serve any almost demand on the quality of the straightening result
- drive via three-phase servo motor; torque transmission simultaneously to all bottom straightening rollers, pinch rollers and cradle rollers


### Optional Equipment CA/R Series

- clock-spring guard
- all-roll drive for straightening rollers
- hydraulic hold down arm (optional w powered end-wheel)
- hydraulic threading system with snubber and peeler (optional w powered snubber wheel)
- motorized coil guides
- motorized straightening rollers
- hydraulic opening / closing of straightening head
- hard chromed rollers
- edge guides adjustable to center via hand-wheel (optional motorized)
- job-memory feature for all motorized functions... etc.

**GSW.**  
**Always meeting our Customer's needs.**



Detail on threading system with pre-bending roll and peeler wedge. Hydraulic hold-down arm with powered, polyurethane covered roller.



650 mm wide 7-roll Cradle-Straightener CA650/R78 for 1,600 mm coil diameters. With hydraulic hold down arm.

### The GSW Cradle-Straightener:

- fast coil set-up and comfortable operation
- safest coil handling even with heavy materials
- great price-performance ratio

Series	Material Width max		Material Thickness *		Cross-Section max *		Roller-Ø **		Coil Weight max ***	
	mm	approx. inch	mm	approx. inch	mm <sup>2</sup>	approx. inch <sup>2</sup>	mm	approx. inch	kg	approx. lbs
CA/R 16/ ... 4	160	6.3	0.8 - 3.0	0.032 - 0.118	160 x 2.6	6.3 x 0.102	40	1.57	1,500	3,300
CA/R 25/ ... 4	250	9.8	0.8 - 2.7	0.032 - 0.106	250 x 2.3	9.8 x 0.091	40	1.57	2,000	4,400
CA/R 32/ ... 4	320	12.6	0.8 - 2.5	0.032 - 0.098	320 x 2.1	12.6 x 0.083	40	1.57	2,500	5,500
CA/R 16/ ... 6	160	6.3	0.8 - 5.0	0.032 - 0.197	160 x 4.0	6.3 x 0.157	60	2.36	1,500	3,300
CA/R 25/ ... 6	250	9.8	0.8 - 4.8	0.032 - 0.189	250 x 3.5	9.8 x 0.138	60	2.36	2,000	4,400
CA/R 32/ ... 6	320	12.6	0.8 - 4.5	0.032 - 0.177	320 x 3.5	12.6 x 0.138	60	2.36	2,500	5,500
CA/R 40/ ... 6	400	15.7	0.8 - 4.0	0.032 - 0.157	400 x 3.0	15.7 x 0.118	60	2.36	3,500	7,700
CA/R 50/ ... 6	500	19.7	0.8 - 3.5	0.032 - 0.138	500 x 2.6	19.7 x 0.102	60	2.36	4,000	8,800
CA/R 65/ ... 6	650	25.6	0.8 - 3.2	0.032 - 0.126	650 x 2.4	25.6 x 0.094	60	2.36	5,500	11,000
CA/R 16/ ... 8	160	6.3	0.8 - 8.0	0.032 - 0.315	160 x 7.0	6.3 x 0.276	80	3.15	2,500	5,500
CA/R 25/ ... 8	250	9.8	0.8 - 8.0	0.032 - 0.315	250 x 6.5	9.8 x 0.256	80	3.15	3,500	7,700
CA/R 32/ ... 8	320	12.6	0.8 - 8.0	0.032 - 0.315	320 x 6.0	12.6 x 0.236	80	3.15	5,000	8,800
CA/R 40/ ... 8	400	15.7	0.8 - 7.0	0.032 - 0.276	400 x 5.0	15.7 x 0.197	80	3.15	5,000	11,000
CA/R 50/ ... 8	500	19.7	0.8 - 6.0	0.032 - 0.236	500 x 4.5	19.7 x 0.177	80	3.15	5,000	11,000
CA/R 65/ ... 8	650	25.6	0.8 - 6.0	0.032 - 0.236	650 x 4.5	25.6 x 0.177	80	3.15	6,000	13,200
CA/R 80/ ... 8	800	31.6	0.8 - 6.0	0.032 - 0.236	800 x 4.0	31.5 x 0.157	80	3.15	6,000	13,200
CA/R 32/ ... 10	320	12.6	0.8 - 12.0	0.032 - 0.470	320 x 10.0	12.6 x 0.394	100	3.93	5,000	11,000
CA/R 40/ ... 10	400	15.7	0.8 - 12.0	0.032 - 0.470	400 x 9.0	15.7 x 0.354	100	3.93	5,000	11,000
CA/R 50/ ... 10	500	19.7	0.8 - 12.0	0.032 - 0.470	500 x 8.0	19.7 x 0.315	100	3.93	5,000	11,000
CA/R 65/ ... 10	650	25.6	0.8 - 10.0	0.032 - 0.394	650 x 7.0	25.6 x 0.276	100	3.93	6,000	13,200
CA/R 80/ ... 10	800	31.5	0.8 - 9.0	0.032 - 0.354	800 x 6.0	31.5 x 0.236	100	3.93	6,000	13,200

Available Coil OD mm (inch): 1,250 (49.2) / 1,400 (55.1) / 1,500 (59.0) / 1,600 (63.0) / 1,825 (72.0) / 2,000 (78.7)

Different widths and cross-sections on request \* @ 400 N/mm<sup>2</sup> (58 KSI) yield strength

\*\* Number of straightening rollers 5 / 7 / 9 / 11 / ... / 21 upon customer choice \*\*\* Different coil weights on request